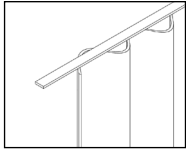
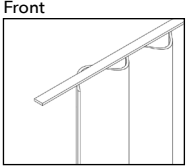
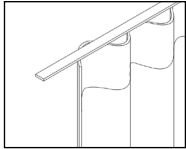





Send the filled form to the email address: info@snowsoundusa.com

Company / Project Name: _____

Date: _____

<p>FABRIC TYPE:</p>	<p>SNOWSOUND FIBER 1 - COLOR</p> <p>SNOWSOUND FIBER 2 - LINE</p> <p>SNOWSOUND FIBER 3 - MELANGE</p> <p>SNOWSOUND FIBER 6 - VELVET</p> <p>SNOWSOUND FIBER 8 - BOUCLÉ</p>
<p>CURTAIN WIDTH:</p> <p>CEILING HEIGHT:</p> <p>DISTANCE FROM BOTTOM EDGE OF CURTAIN TO THE FLOOR: (1 inch recommended)</p>	<p>_____ inches</p> <p>_____ inches</p> <p>_____ inches</p>
<p>CURTAIN PLEAT STYLE:</p> <p>CURTAIN DRAW ORIENTATION:</p>	<div style="display: flex; justify-content: space-around;"> <div style="text-align: center;"> <p>RIPPLE FOLD</p>  </div> <div style="text-align: center;"> <p>RIPPLE FOLD (Double-Face)</p> <div style="display: flex; justify-content: space-around;"> <div style="text-align: center;"> <p>Front</p>  </div> <div style="text-align: center;"> <p>Back</p>  </div> </div> <p>Fabricated with fabric strip covering the back ripple fold tape. Recommended for applications in the center of the room or in front of glass walls where backside of curtain is visible.</p> </div> </div> <div style="display: flex; justify-content: space-around; margin-top: 20px;"> <div style="text-align: center;"> <p>FROM THE LEFT</p>  <p>→</p> </div> <div style="text-align: center;"> <p>CENTER SPLIT</p>  <p>→ ←</p> </div> <div style="text-align: center;"> <p>FROM THE RIGHT</p>  <p>←</p> </div> </div>

TECHNICAL INFORMATION:

- The curtain will always be a ceiling mounted track.
- The curtain opens and closes manually.
- Due to the hand-made fabrication of Snowcurtains, allow for a potential variance of approximately 1/2 inch on height.

TERMS:

- Due to the custom-made nature of Snowcurtains, a minimum 60% deposit is required with all orders to initiate production.